

HIGH TEMPERATURE HYDRO MODULE

HWM-2-XMi 140

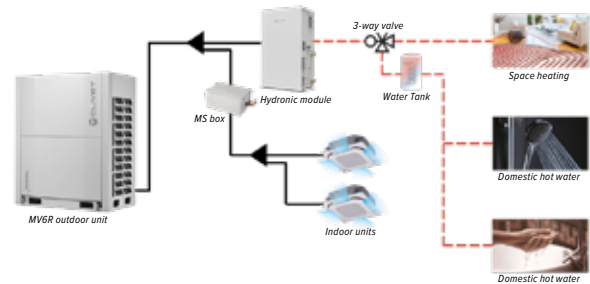


NEW

INTEGRATED HOT WATER PRODUCTION UP TO 80 °C

Specifically developed in combination with MV6R heat recovery series, High Temperature Hydro Module unit can produce hot water up to 80 °C to meet all possible demands: from space heating through underfloor heating, fan coils or radiators, to domestic hot water production.

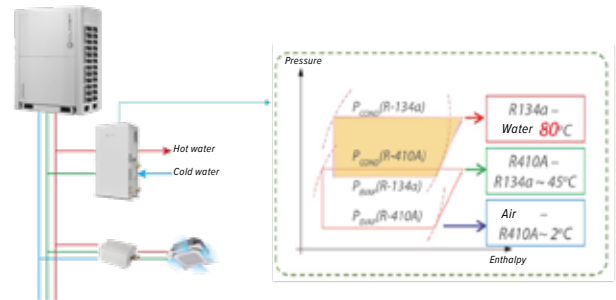
Heat recovery series connection ensures all year round operation and to optimize system efficiency especially during summer season, allowing the simultaneous operation of the hydronic module producing domestic hot water and of indoor units cooling the rooms.



R134A CASCADE CIRCUIT

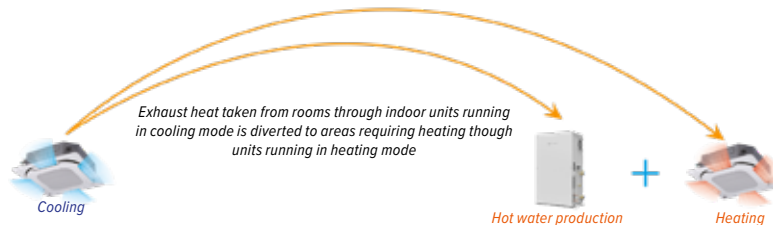
In order to raise water temperature supplied up to 80 °C, an independent R134a refrigerant circuit included in the unit is used:

- Within the main R410A refrigerant circuit common to the whole VRF system, the heat is taken from the ambient and diverted to the hydronic module through a plate heat exchanger;
- Inside the hydronic module, the heat transferred from the main circuit to the R134a cascade cycle is furtherly raised and released to the hydraulic circuit through another plate heat exchanger.



“FREE” HOT WATER PRODUCTION

Thanks to the heat recovery technology of the MV6R series, during the summer season it is possible to use the exhaust heat taken from the rooms through the indoor units operating in cooling mode and divert it to the hydro module for hot water production. Thus, it is sufficient to use the compressor included in the hydronic module to raise the thermal level and produce hot water with minimum power input.



COMPACT AND LIGHT

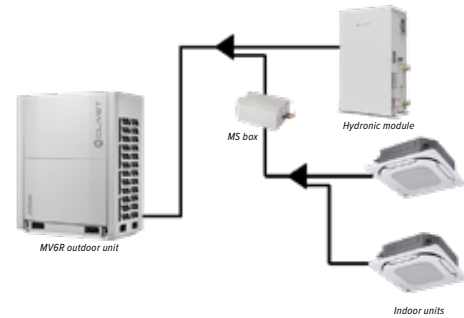
The unit has been developed with a compact design to offer the minimum dimensions. The low weight further simplifies transportation and installation.



EXTENDED CONNECTIVITY UP TO 200%

In a mixed system composed of hydronic modules and indoor units it is possible to connect up to 200% of outdoor unit capacity, in order to fully benefit from the simultaneousness of cooling and heating loads.

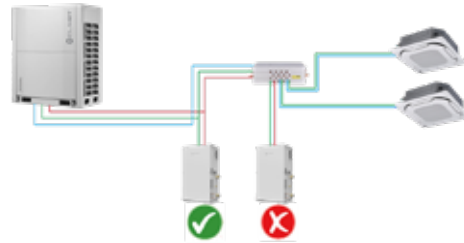
MV6R system		Capacity index
Total capacity index		50%~200%
Hydronic module + VRF indoor units	Total VRF indoor units capacity index	50%~130%
	Total hydronic modules capacity index	0%~100%



INDOOR UNITS

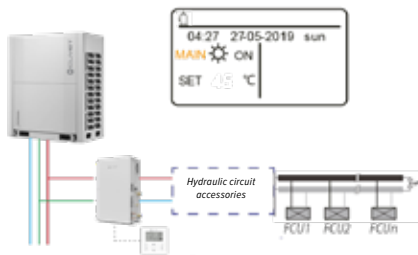
OPTIMIZED CONNECTION

Hydronic module is connected to the refrigerant circuit on the main pipe before the MS box, avoiding occupying ports and allowing the connection of more indoor units.

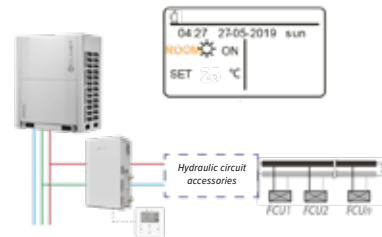


SUITABLE FOR MULTIPLE APPLICATIONS

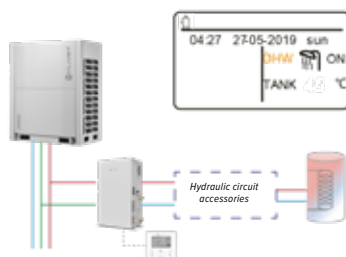
• **Scenario 1:** space heating application with supply water temperature control.



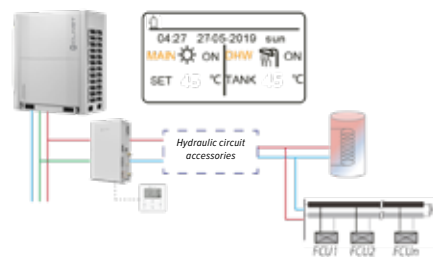
• **Scenario 2:** space heating application with room temperature control.



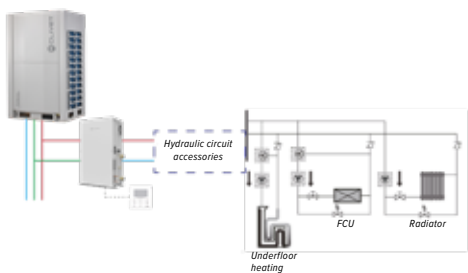
• **Scenario 3:** domestic hot water application with water tank temperature control.



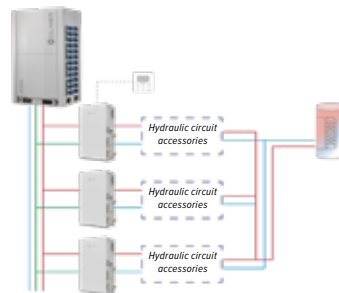
• **Scenario 4:** domestic hot water application and space heating simultaneously.



- **Scenario 5:** space heating application with multiple set point temperature for up to 3 zones management.



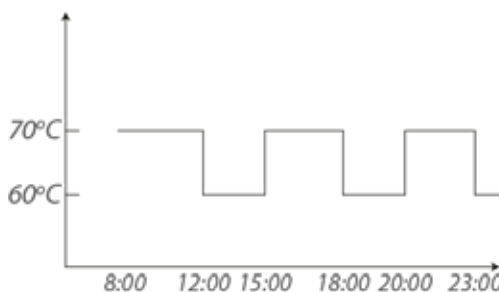
- **Scenario 6:** modular units configuration with group management and water tank temperature control.



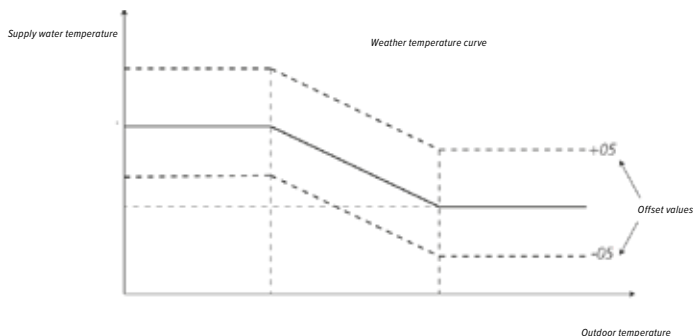
MULTIPLE ADVANCED FUNCTIONS

- **Weekly timer and variable temperature set point:** several settings (set point, operating mode) are available to be scheduled to automate operations according to user's specific needs.

NO.	TIME	TEMP.
1	8:00	70 °C
2	12:00	60 °C
3	15:00	70 °C
4	18:00	60 °C
5	20:00	70 °C
6	23:00	60 °C



- **Weather temperature curve:** in space heating mode, supply water temperature is adjusted as function of the outdoor temperature, either when control is based on room temperature or on supply water temperature. Weather temperature curve can be modified according to user's preferences.



- **Disinfection mode:** in order to prevent the formation of legionella bacteria, a specific disinfection function has been designed, which can be scheduled to be performed regularly in specific days and hours.

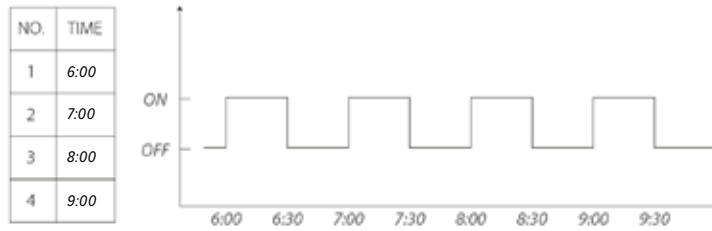
DOMESTIC HOT WATER (DHW)

DISINFECT	DHW PUMP
CURRENT STATE	ON
OPERATION DAY	FRI.
START	23:00

CURRENT STATE=ON disinfection mode is activated
 Set when the disinfection mode is activated
 Set what time the disinfection mode is activated

⬆️ ⬇️ ⬇️ ⬆️ SCROLL

- **DHW recirculating pump function:** in order to ensure the immediate supply of domestic hot water at any time, recirculating pump can be regularly activated in time periods settable by the wired controller.



- **Silent mode:** whereas silence is a crucial requirement, noise levels of the unit can be limited in specific time periods or continuously.
- **Holiday mode:** holiday mode prevents frost formation inside the water circuit, keeping also possible schedules if needed.
- **Settings Lock** (on/off operating mode, set point temperature, maximum power input) by wired controller.
- **Parameters monitor and alarms** on wired controller.

Technical data

HWM-2-XMi 140



HIGH TEMPERATURE HYDRO MODULE

Size	HWM-2-XMi		140
Heating ⁽¹⁾	Capacity	kW	14
	Power input	kW	1,59
	Water temperature range	°C	25 ~ 80
	Operating ambient temperature range heating mode	°C	-20 ~ 30
	Operating ambient temperature range DHW mode	°C	-20 ~ 43
	Temperatura ambiente installazione	°C	0 ~ 40
Total capacity index ⁽²⁾	HTHM / ODU	-	0 ~ 100%
	IDU / ODU	-	50 ~ 130%
	(HTHM + IDU) / ODU	-	50 ~ 200%
Compressor	Type	-	Rotary DC Inverter
	Quantity	-	1
Refrigerant	Type	-	R-134a
	Factory charge	kg	1,2
Refrigerant pipe connections	CO ₂ equivalence	ton	1,72
	Liquid pipe	mm	Ø 9,53
Water pipe connections	Gas pipe	mm	Ø 12,7
	Inlet	mm	Ø 25,4
Dimensions (Width x Height x Depth)	Outlet	mm	Ø 25,4
	Weight	kg	63
Water flow rate nominal (Min. ~ Max.)	mm	mm	450x795x300
Water circuit pressure	m³/h	Mpa	2,4 (1,2 ~ 2,9)
Sound pressure level ⁽³⁾	0,1 ~ 0,3	dB(A)	43
Sound power level ⁽³⁾	dB(A)		54
Power supply	v/Ph/Hz		220-240/1/50

(1) Outdoor air temperature 7°C DB/6°C WB; water inlet/outlet temperature 40°C/45°C, water flow rate 2,4 m³/h

(3) Sound values are measured in a semi-anechoic room, at a position 1 m in front of the unit and 1 m above the floor.

(2) ODU = Outdoor units; IDU = Indoor units; HTHM = High Temperature Hydro Module

accessories

(HTHM)WDC-120G/WK

Wired controller (already supplied with standard version)

Data contained in this document are not binding and may be changed by the Manufacturer without notice

www.clivet.com