




VRF MV6

High efficiency heat pump outdoor units

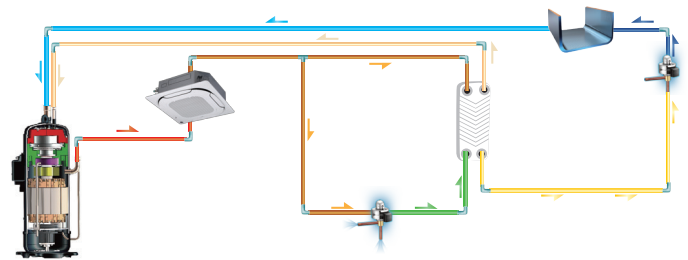
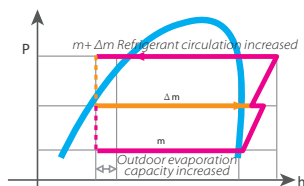
3 Unique Innovations

EVI (ENHANCED VAPOR INJECTION) COMPRESSOR

Thanks to the vapor injection DC inverter compressor, the MV6 series can run heating mode stably down to -25°C , furthermore strongly increasing the heating capacity especially at low ambient temperature. Compressor is designed to run at 10% modulation minimum, highly improving system efficiency at part load operation.



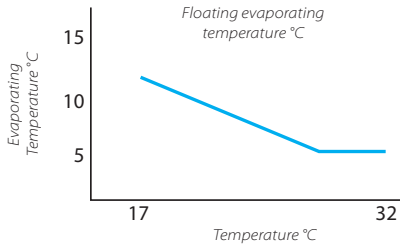
Vapor injection
DC inverter compressor



EMS (ENERGY MANAGEMENT SYSTEM)

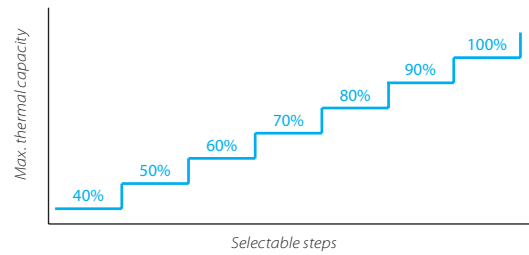
Floating refrigerant temperature for balancing comfort and efficiency

The evaporating temperature (in cooling) and condensing temperature (in heating) are automatically adjusted according to both indoor and outdoor temperature to maximize the comfort and energy efficiency.



Capacity output limitation for shortage of electricity

With the integration of EMS, for projects with limited electricity supply, MV6 can be set to output 40-100% capacity.



MR. DOCTOR

Force cooling /heating commissioning: Force cooling or force heating operation can check the system comprehensively and quickly.

Self-diagnosis: All new diagnosis software to monitor all operating parameters and detailed information.

Automatic data backup: Automatic data backup of last 30 minute's operation record.

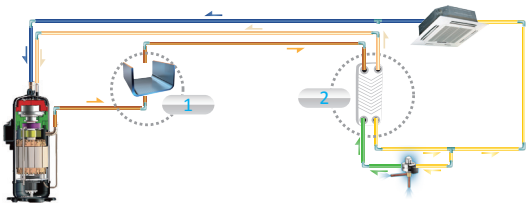
Auxiliary PCB for quick access: placed on side column of the unit, it provides easy access to LED display and main settings without removing the front panel



High Efficiency


PHE (PLATE HEAT EXCHANGER) SUBCOOLING

Plate Heat Exchanger as a secondary intercooler boosts up refrigerant subcooling and improves 10% energy efficiency.



HIGH EFFICIENCY G-TYPE HEAT EXCHANGER

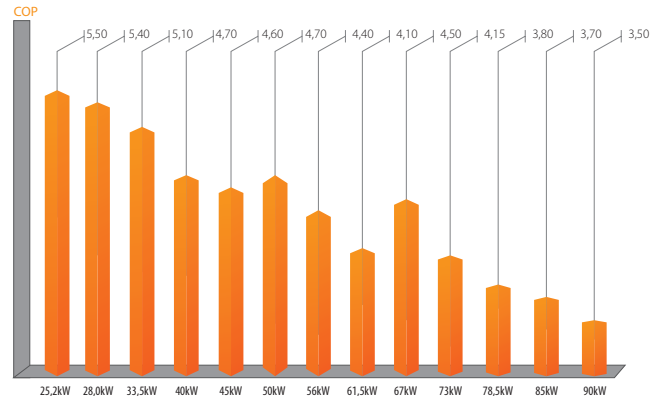
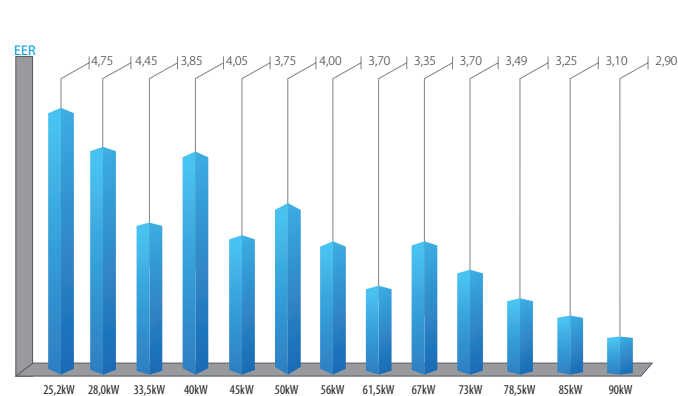
24-32HP units use high efficiency 3-rows G-type heat exchanger which heat exchange area is 1,5 times than 22HP unit. The 24-32HP units also use super big size fan which diameter is up to 750mm.



3-rows G-type heat exchanger

Super big size fan

HIGH EER AND COP VALUES



Wide Application Range

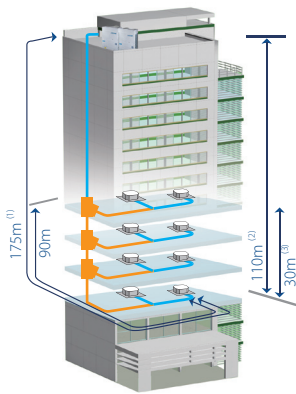
WIDE CAPACITY RANGE

The whole lineup of VRF MV6 is from 8HP to 96HP in 2HP increasement with the world's largest single refrigerant system capacity up to 96HP.



OUTDOOR UNITS

LONG PIPING CAPABILITY



Piping length

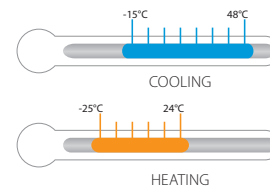
Piping length	Capability
Total piping length	1000m
Longest length - actual (equivalent)	175m (200m)
Longest length after first branch	90m*
Largest height difference between indoor and outdoor units - ODU up (down)	90m (110m)
Largest height difference between indoor units	30m

*The longest length after first branch is 40m as standard but can be extended to up to 90m under certain conditions. Please refer to technical manual for further information.

- (1) Longest actual piping length
- (2) Level difference between indoor units and outdoor units
- (3) Level difference between indoor units

WIDE OPERATION RANGE

VRF MV6 can operate in a wide ambient temperature range. It can operate stably from -15°C up to 48°C in cooling mode and from -25°C to 24°C in heating mode.



High Reliability

DUTY CYCLING

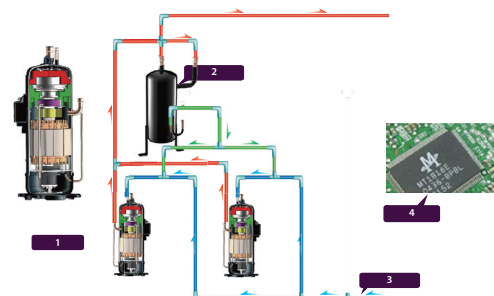
Duty cycling equalizes the running time of the outdoor units in a multiple-unit system and of the compressors in each unit, significantly extending compressor lifespan.



PRECISE OIL CONTROL TECHNOLOGY

Four stages of oil control technology ensure all outdoor compressor oil is always kept at a safe level, eliminating any compressor oil shortage problems.




1. Compressor internal oil separation.
2. High-efficiency centrifugal oil separator (with separation efficiency of up to 99%) ensures that oil is separated from the discharge gas and returned to the compressors in a timely fashion.
3. Oil balance pipes between compressors ensure even oil distribution to keep compressors running normally.
4. Auto oil return program monitors the running time and system status to ensure reliable oil return.



BACKUP OPERATION



Compressor backup

-  Operation compressor
-  Standby compressor
-  Failed compressor

In one unit with two compressors, if one compressor is failed, the other compressor can be backup instead of the failed one to maintain up to 4 days interim capacity, allowing time for maintenance or repair while comfort remains guaranteed.


In a multi-unit system, if one module fails, the other modules provide backup so that the system can continue operating.

ANTI-CORROSION PROTECTION

Outdoor units are given anti-corrosion treatment for non-extreme conditions as standard and can also be customized with heavy anti-corrosion treatment on main components for surface protection against corrosive air, acid rain and saline air (for installations in coastal regions) to extend overall useful life. The integrity of the anti-corrosion treatment is ensured by subjecting major components and parts to salt mist testing, moisture and heating testing and light aging testing.

Please contact your local dealer for further information about customization price and availability

- Fan motor
- Painted sheet metal
- Screws / Bolts / Gaskets
- Heat exchanger aluminum foil
- Heat exchanger copper pipe
- Electric Control Box Case



REFRIGERANT COOLING PCB

The MV6 series uses refrigerant cooling technology to cool the electric control box. It decreases the average temperature of electrical control components by about 8 degrees, guaranteeing the stable and safe running of the control system.



AUTO SNOW-BLOWING FUNCTION

The innovatively designed auto snow-blowing function enables the outdoor unit to prevent the accumulation of snow by itself.



DUST-CLEAN FUNCTION

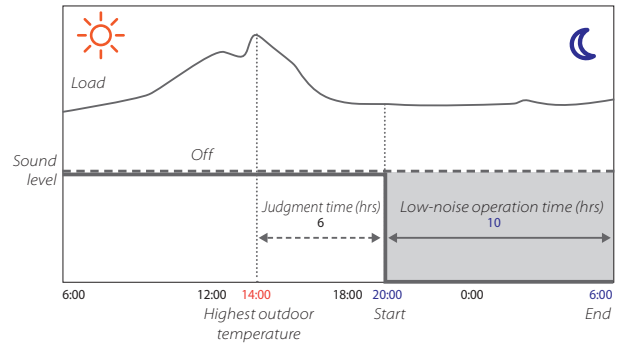
The innovatively designed dust-clean function enables the outdoor unit to prevent the dust by itself.



Enhanced Comfort

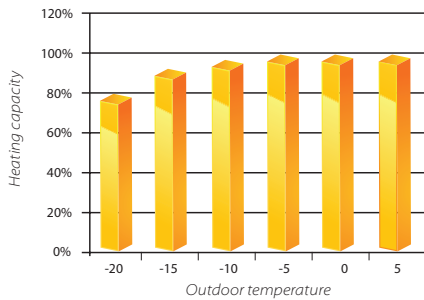
NIGHT SILENT MODE

The night silent mode feature includes various scheduling options that can be used to reduce noise levels when low noise operation is required.



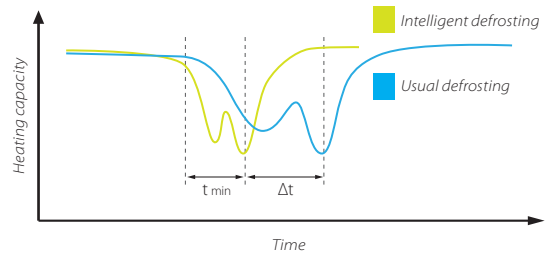
ENHANCED HEATING CAPACITY

Thanks to the vapour injection DC Inverter compressors, heating capacity can achieve 100% output when the ambient temperature is down to -5°C and 90% output when ambient temperature is down to -15°C.



INTELLIGENT DEFROSTING TECHNOLOGY

The intelligent defrosting program calculates the time required for defrosting according to the actual system status, eliminating heat losses from unnecessary defrosting. A specialized defrosting valve reduces time required for defrosting to as little as four minutes.



MULTIPLE PRIORITY MODE SETTINGS AVAILABLE

Operating mode priority can be set among different modes (automatic, cooling priority, VIP indoor unit, heating only, cooling only) to satisfy every specific user's need. Setting can be performed on outdoor unit directly or by centralized controller.

SMART INPUT/OUTPUT CONTACTS

Convenient connectors are available as standard on unit PCB, to realize some convenient operations on field with other building appliances depending on users' needs. Available contacts are heating/cooling switch as input and alarm as output.

Easy Installation and Service

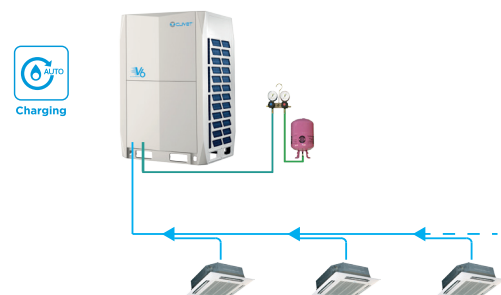
AUTO ADDRESSING




Outdoor unit can distribute addresses to indoor units automatically. Remote and wired controllers can be used to query or modify each indoor unit's address.




AUTOMATIC REFRIGERANT CHARGING FUNCTION

Automatic refrigerant charging function make the installation and service easier and more efficient, automatically collecting refrigerant from the tank and stopping the operation when exact refrigerant charge is done.



VRF MV6										
Size	MV6-XMi		252T	280T	335T	400T	450T	500T	560T	615T
Capacity	HP		8	10	12	14	16	18	20	22
Cooling ⁽¹⁾	Capacity	kW	25,2	28,0	33,5	40,0	45,0	50,0	56,0	61,5
	Power input	kW	5,3	6,3	8,7	9,9	12,0	12,5	15,1	18,4
	EER	-	4,75	4,45	3,85	4,05	3,75	4,00	3,70	3,35
	Operating temperature range (DB)	°C	-15 ~ 48	-15 ~ 48	-15 ~ 48	-15 ~ 48	-15 ~ 48	-15 ~ 48	-15 ~ 48	-15 ~ 48
Heating ⁽²⁾	Capacity	kW	25,2	28,0	33,5	40,0	45,0	50,0	56,0	61,5
	Power input	kW	4,6	5,2	6,6	8,5	9,8	10,6	12,7	15,0
	COP	-	5,50	5,40	5,10	4,70	4,60	4,70	4,40	4,10
	Operating temperature range (DB)	°C	-25 ~ 24	-25 ~ 24	-25 ~ 24	-25 ~ 24	-25 ~ 24	-25 ~ 24	-25 ~ 24	-25 ~ 24
Connectable indoor units	Total Capacity Index ⁽³⁾	-	50 ~ 130%	50 ~ 130%	50 ~ 130%	50 ~ 130%	50 ~ 130%	50 ~ 130%	50 ~ 130%	50 ~ 130%
	Max quantity	-	13	16	20	23	26	29	33	36
Compressor	Type	-	DC Inverter	DC Inverter	DC Inverter	DC Inverter	DC Inverter	DC Inverter	DC Inverter	DC Inverter
	Quantity	-	1	1	1	1	1	2	2	2
Refrigerant	Factory charge	kg	11	11	11	13	13	17	17	17
	CO ₂ equivalence	ton	22,97	22,97	22,97	27,14	27,14	35,50	35,50	35,50
Pipe connections	Liquid pipe	mm	Ø 12,7	Ø 12,7	Ø 15,9	Ø 15,9	Ø 15,9	Ø 19,1	Ø 19,1	Ø 19,1
	Gas pipe	mm	Ø 25,4	Ø 25,4	Ø 28,6	Ø 31,8	Ø 31,8	Ø 31,8	Ø 31,8	Ø 31,8
Fan motors	Quantity	-	1	1	1	1	1	2	2	2
	Static pressure	Pa	0 ~ 40	0 ~ 40	0 ~ 40	0 ~ 40	0 ~ 40	0 ~ 40	0 ~ 40	0 ~ 40
Dimensions (Width x Height x Depth)	mm		990x1635x790	990x1635x790	990x1635x790	1340x1635x850	1340x1635x850	1340x1635x825	1340x1635x825	1340x1635x825
Weight	kg		227	227	227	277	277	348	348	348
Air flow rate	m ³ /h		11000	11000	11000	13000	13000	17000	17000	17000
Sound pressure level ⁽⁴⁾	dB(A)		58	58	60	62	65	65	66	66
Sound power level ⁽⁴⁾	dB(A)		78	78	81	85	88	88	88	88
Power supply	V/Ph/Hz		380-415/3/50							

VRF MV6							
Size	MV6-XMi		670T	730T	785T	850T	900T
Capacity	HP		24	26	28	30	32
Cooling ⁽¹⁾	Capacity	kW	67,0	73,0	78,5	85,0	90,0
	Power input	kW	18,1	20,9	24,2	27,4	31,0
	EER	-	3,70	3,49	3,25	3,10	2,90
	Operating temperature range (DB)	°C	-15 ~ 48	-15 ~ 48	-15 ~ 48	-15 ~ 48	-15 ~ 48
Heating ⁽²⁾	Capacity	kW	67,0	73,0	78,5	85,0	90,0
	Power input	kW	14,9	17,6	20,7	23,0	25,7
	COP	-	4,50	4,15	3,80	3,70	3,50
	Operating temperature range (DB)	°C	-25 ~ 24	-25 ~ 24	-25 ~ 24	-25 ~ 24	-25 ~ 24
Connectable indoor units	Total Capacity Index ⁽³⁾	-	50 ~ 130%	50 ~ 130%	50 ~ 130%	50 ~ 130%	50 ~ 130%
	Max quantity	-	39	43	46	50	53
Compressor	Type	-	DC Inverter	DC Inverter	DC Inverter	DC Inverter	DC Inverter
	Quantity	-	2	2	2	2	2
Refrigerant	Factory charge	kg	22	22	22	25	25
	CO ₂ equivalence	ton	45,94	45,94	45,94	52,20	52,20
Pipe connections	Liquid pipe	mm	Ø 19,1	Ø 22,2	Ø 22,2	Ø 22,2	Ø 22,2
	Gas pipe	mm	Ø 31,8	Ø 31,8	Ø 31,8	Ø 38,1	Ø 38,1
Fan motors	Quantity	-	2	2	2	2	2
	Static pressure	Pa	0 ~ 40	0 ~ 40	0 ~ 40	0 ~ 40	0 ~ 40
Dimensions (Width x Height x Depth)	mm		1730x1830x850	1730x1830x850	1730x1830x850	1730x1830x850	1730x1830x850
Weight	kg		430	430	430	475	475
Air flow rate	m ³ /h		25000	25000	25000	24000	24000
Sound pressure level ⁽⁴⁾	dB(A)		67	68	68	68	68
Sound power level ⁽⁴⁾	dB(A)		89	90	90	90	90
Power supply	V/Ph/Hz		380-415/3/50				

- Notes**
- (1) Indoor temperature 27°C DB/19°C WB; Outdoor temperature 35°C DB/24°C WB. Interconnecting piping length is 7,5m, level difference is zero.
 - (2) Indoor temperature 20°C DB/15°C WB; Outdoor temperature 7°C DB/6°C WB. Interconnecting piping length is 7,5m, level difference is zero.
 - (3) Total Capacity Index = indoor unit total capacity/outdoor unit capacity
 - (4) Sound values are measured in a semi-anechoic room, at a position 1m in front of the unit and 1,3m above the floor.

VRF MV6



Size		MV6-XMi	950T	1015T	1065T	1120T	1175T	1230T	1285T	1345T
Capacity	HP		34	36	38	40	42	44	46	48
Combination	HP		12+22	14+22	16+22	12+28	20+22	22+22	22+24	22+26
Cooling ⁽¹⁾	Capacity	kW	95,0	101,5	106,5	112,0	117,5	123,0	128,5	134,5
	Power input	kW	27,1	28,1	30,4	32,9	33,5	36,7	36,5	39,3
	EER	-	3,51	3,59	3,51	3,41	3,51	3,35	3,52	3,43
	Operating temperature range (DB)	°C	-15 ~ 48	-15 ~ 48	-15 ~ 48	-15 ~ 48	-15 ~ 48	-15 ~ 48	-15 ~ 48	-15 ~ 48
Heating ⁽²⁾	Capacity	kW	95,0	101,5	106,5	112,0	117,5	123,0	128,5	134,5
	Power input	kW	21,6	23,5	24,8	27,2	33,5	36,7	36,5	39,3
	COP	-	4,40	4,32	4,30	4,11	4,24	4,10	4,30	4,13
	Operating temperature range (DB)	°C	-25 ~ 24	-25 ~ 24	-25 ~ 24	-25 ~ 24	-25 ~ 24	-25 ~ 24	-25 ~ 24	-25 ~ 24
Connectable indoor units	Total Capacity Index ⁽³⁾	-	50 ~ 130%	50 ~ 130%	50 ~ 130%	50 ~ 130%	50 ~ 130%	50 ~ 130%	50 ~ 130%	50 ~ 130%
	Max quantity	-	56	59	63	63	64	64	64	64
Compressor	Type	-	DC Inverter	DC Inverter	DC Inverter	DC Inverter	DC Inverter	DC Inverter	DC Inverter	DC Inverter
	Quantity	-	3	3	3	3	4	4	4	4
Refrigerant	Factory charge	kg	28	30	30	33	34	34	39	39
	CO ₂ equivalence	ton	58,46	62,64	62,64	68,90	70,99	70,99	81,43	81,43
Pipe connections	Liquid pipe	mm	Ø 19,1	Ø 19,1	Ø 19,1	Ø 19,1	Ø 19,1	Ø 19,1	Ø 19,1	Ø 19,1
	Gas pipe	mm	Ø 31,8	Ø 38,1	Ø 38,1	Ø 38,1	Ø 38,1	Ø 38,1	Ø 38,1	Ø 38,1
Fan motors	Quantity	-	3	3	3	3	4	4	4	4
	Static pressure	Pa	0 ~ 40	0 ~ 40	0 ~ 40	0 ~ 40	0 ~ 40	0 ~ 40	0 ~ 40	0 ~ 40
Dimensions (Width x Height x Depth)	Unit 1	mm	990x1635x790	1340x1635x850	1340x1635x850	990x1635x790	1340x1635x825	1340x1635x825	1340x1635x825	1340x1635x825
	Unit 2	mm	1340x1635x825	1340x1635x825	1340x1635x825	1730x1830x850	1340x1635x825	1340x1635x825	1730x1830x850	1730x1830x850
Weight	kg		575	625	625	707	696	696	778	778
Air flow rate	m ³ /h		28000	30000	30000	36000	34000	34000	42000	42000
Sound pressure level ⁽⁴⁾	dB(A)		69	69	69	69	70	70	70	70
Sound power level ⁽⁴⁾	dB(A)		91	91	91	91	92	92	92	92
Power supply	V/Ph/Hz		380-415/3/50							

VRF MV6



Size		MV6-XMi	1400T	1460T	1515T	1570T	1635T	1685T	1750T	1800T
Capacity	HP		50	52	54	56	58	60	62	64
Combination	HP		22+28	26+26	26+28	28+28	28+30	28+32	30+32	32+32
Cooling ⁽¹⁾	Capacity	kW	140,0	146,0	151,5	157,0	163,5	168,5	175,0	180,0
	Power input	kW	42,5	41,8	45,1	48,3	51,6	55,2	58,5	62,1
	EER	-	3,29	3,49	3,36	3,25	3,17	3,05	2,99	2,90
	Operating temperature range (DB)	°C	-15 ~ 48	-15 ~ 48	-15 ~ 48	-15 ~ 48	-15 ~ 48	-15 ~ 48	-15 ~ 48	-15 ~ 48
Heating ⁽²⁾	Capacity	kW	140,0	146,0	151,5	157,0	163,5	168,5	175,0	180,0
	Power input	kW	35,7	35,2	38,3	41,3	43,6	46,4	48,7	51,4
	COP	-	3,93	4,15	3,96	3,80	3,75	3,63	3,59	3,50
	Operating temperature range (DB)	°C	-25 ~ 24	-25 ~ 24	-25 ~ 24	-25 ~ 24	-25 ~ 24	-25 ~ 24	-25 ~ 24	-25 ~ 24
Connectable indoor units	Total Capacity Index ⁽³⁾	-	50 ~ 130%	50 ~ 130%	50 ~ 130%	50 ~ 130%	50 ~ 130%	50 ~ 130%	50 ~ 130%	50 ~ 130%
	Max quantity	-	64	64	64	64	64	64	64	64
Compressor	Type	-	DC Inverter	DC Inverter	DC Inverter	DC Inverter	DC Inverter	DC Inverter	DC Inverter	DC Inverter
	Quantity	-	4	4	4	4	4	4	4	4
Refrigerant	Factory charge	kg	39	44	44	44	47	47	50	50
	CO ₂ equivalence	ton	81,43	91,87	91,87	91,87	98,14	98,14	104,40	104,40
Pipe connections	Liquid pipe	mm	Ø 19,1	Ø 19,1	Ø 19,1	Ø 19,1	Ø 19,1	Ø 19,1	Ø 19,1	Ø 19,1
	Gas pipe	mm	Ø 38,1	Ø 38,1	Ø 38,1	Ø 41,3	Ø 41,3	Ø 41,3	Ø 41,3	Ø 41,3
Fan motors	Quantity	-	4	4	4	4	4	4	4	4
	Static pressure	Pa	0 ~ 40	0 ~ 40	0 ~ 40	0 ~ 40	0 ~ 40	0 ~ 40	0 ~ 40	0 ~ 40
Dimensions (Width x Height x Depth)	Unit 1	mm	1340x1635x825	1730x1830x850	1730x1830x850	1730x1830x850	1730x1830x850	1730x1830x850	1730x1830x850	1730x1830x850
	Unit 2	mm	1730x1830x850	1730x1830x850	1730x1830x850	1730x1830x850	1730x1830x850	1730x1830x850	1730x1830x850	1730x1830x850
Weight	kg		778	860	860	860	905	905	950	950
Air flow rate	m ³ /h		42000	50000	50000	50000	49000	49000	48000	48000
Sound pressure level ⁽⁴⁾	dB(A)		70	70	70	70	70	70	70	70
Sound power level ⁽⁴⁾	dB(A)		92	92	92	92	92	92	92	92
Power supply	V/Ph/Hz		380-415/3/50							

Notes

- (1) Indoor temperature 27°C DB/19°C WB; Outdoor temperature 35°C DB/24°C WB. Interconnecting piping length is 7,5m, level difference is zero.
- (2) Indoor temperature 20°C DB/15°C WB; Outdoor temperature 7°C DB/6°C WB. Interconnecting piping length is 7,5m, level difference is zero.
- (3) Total Capacity Index = indoor unit total capacity/outdoor unit capacity
- (4) Sound values are measured in a semi-anechoic room, at a position 1m in front of the unit and 1,3m above the floor.

VRF MV6



Size		MV6-XMi	1850T	1915T	1965T	2020T	2075T	2130T	2185T	2245T
Capacity	HP		66	68	70	72	74	76	78	80
Combination	HP		12+22+32	14+22+32	16+22+32	12+28+32	20+22+32	22+22+32	22+24+32	22+26+32
Cooling ⁽¹⁾	Capacity	kW	185,0	191,5	196,5	202,0	207,5	213,0	218,5	224,5
	Power input	kW	58,1	59,3	61,4	63,9	64,5	67,8	67,5	70,3
	EER	-	3,18	3,23	3,20	3,16	3,22	3,14	3,24	3,19
	Operating temperature range (DB)	°C	-15 ~ 48	-15 ~ 48	-15 ~ 48	-15 ~ 48	-15 ~ 48	-15 ~ 48	-15 ~ 48	-15 ~ 48
Heating ⁽²⁾	Capacity	kW	185,0	191,5	196,5	202,0	207,5	213,0	218,5	224,5
	Power input	kW	47,3	49,2	50,5	52,9	53,4	55,7	55,6	58,3
	COP	-	3,91	3,89	3,89	3,82	3,88	3,82	3,93	3,85
	Operating temperature range (DB)	°C	-25 ~ 24	-25 ~ 24	-25 ~ 24	-25 ~ 24	-25 ~ 24	-25 ~ 24	-25 ~ 24	-25 ~ 24
Connectable indoor units	Total Capacity Index ⁽³⁾	-	50 ~ 130%	50 ~ 130%	50 ~ 130%	50 ~ 130%	50 ~ 130%	50 ~ 130%	50 ~ 130%	50 ~ 130%
	Max quantity	-	64	64	64	64	64	64	64	64
Compressor	Type	-	DC Inverter	DC Inverter	DC Inverter	DC Inverter	DC Inverter	DC Inverter	DC Inverter	DC Inverter
	Quantity	-	5	5	5	5	6	6	6	6
Refrigerant	Factory charge	kg	53	55	55	58	59	59	64	64
	CO ₂ equivalence	ton	110,66	114,84	114,84	121,10	123,19	123,19	133,63	133,63
Pipe connections	Liquid pipe	mm	Ø 19,1	Ø 22,2	Ø 22,2	Ø 22,2	Ø 22,2	Ø 22,2	Ø 22,2	Ø 22,2
	Gas pipe	mm	Ø 41,3	Ø 44,5	Ø 44,5	Ø 44,5	Ø 44,5	Ø 44,5	Ø 44,5	Ø 44,5
Fan motors	Quantity	-	5	5	5	5	6	6	6	6
	Static pressure	Pa	0 ~ 40	0 ~ 40	0 ~ 40	0 ~ 40	0 ~ 40	0 ~ 40	0 ~ 40	0 ~ 40
Dimensions (Width x Height x Depth)	Unit 1	mm	990x1635x790	1340x1635x850	1340x1635x850	990x1635x790	1340x1635x825	1340x1635x825	1340x1635x825	1340x1635x825
	Unit 2	mm	1340x1635x825	1340x1635x825	1340x1635x825	1730x1830x850	1340x1635x825	1340x1635x825	1730x1830x850	1730x1830x850
	Unit 3	mm	1730x1830x850	1730x1830x850	1730x1830x850	1730x1830x850	1730x1830x850	1730x1830x850	1730x1830x850	1730x1830x850
Weight	kg	1050	1100	1100	1132	1171	1171	1253	1253	
Air flow rate	m ³ /h	52000	54000	54000	60000	58000	58000	66000	66000	
Sound pressure level ⁽⁴⁾	dB(A)	71	71	71	71	72	72	72	72	
Sound power level ⁽⁴⁾	dB(A)	93	93	93	93	94	94	94	94	
Power supply	V/Ph/Hz									380-415/3/50

VRF MV6



Size		MV6-XMi	2300T	2360T	2415T	2470T	2535T	2585T	2650T	2700T
Capacity	HP		82	84	86	88	90	92	94	96
Combination	HP		22+28+32	26+26+32	26+28+32	28+28+32	28+30+32	28+32+32	30+32+32	32+32+32
Cooling ⁽¹⁾	Capacity	kW	230,0	236,0	241,5	247,0	253,5	258,5	265,0	270,0
	Power input	kW	73,5	72,8	76,1	79,3	82,6	86,2	89,5	93,1
	EER	-	3,13	3,24	3,17	3,11	3,07	3,00	2,96	2,90
	Operating temperature range (DB)	°C	-15 ~ 48	-15 ~ 48	-15 ~ 48	-15 ~ 48	-15 ~ 48	-15 ~ 48	-15 ~ 48	-15 ~ 48
Heating ⁽²⁾	Capacity	kW	230,0	236,0	241,5	247,0	253,5	258,5	265,0	270,0
	Power input	kW	61,4	60,9	64,0	67,0	69,3	72,1	74,4	77,1
	COP	-	3,75	3,87	3,78	3,68	3,66	3,59	3,56	3,50
	Operating temperature range (DB)	°C	-25 ~ 24	-25 ~ 24	-25 ~ 24	-25 ~ 24	-25 ~ 24	-25 ~ 24	-25 ~ 24	-25 ~ 24
Connectable indoor units	Total Capacity Index ⁽³⁾	-	50 ~ 130%	50 ~ 130%	50 ~ 130%	50 ~ 130%	50 ~ 130%	50 ~ 130%	50 ~ 130%	50 ~ 130%
	Max quantity	-	64	64	64	64	64	64	64	64
Compressor	Type	-	DC Inverter	DC Inverter	DC Inverter	DC Inverter	DC Inverter	DC Inverter	DC Inverter	DC Inverter
	Quantity	-	6	6	6	6	6	6	6	6
Refrigerant	Factory charge	kg	64	69	69	69	72	72	75	75
	CO ₂ equivalence	ton	133,63	144,07	144,07	144,07	150,34	150,34	156,60	156,60
Pipe connections	Liquid pipe	mm	Ø 22,2	Ø 25,4	Ø 25,4	Ø 25,4	Ø 25,4	Ø 25,4	Ø 25,4	Ø 25,4
	Gas pipe	mm	Ø 44,5	Ø 50,8	Ø 50,8	Ø 50,8	Ø 50,8	Ø 50,8	Ø 50,8	Ø 50,8
Fan motors	Quantity	-	6	6	6	6	6	6	6	6
	Static pressure	Pa	0 ~ 40	0 ~ 40	0 ~ 40	0 ~ 40	0 ~ 40	0 ~ 40	0 ~ 40	0 ~ 40
Dimensions (Width x Height x Depth)	Unit 1	mm	1340x1635x825	1730x1830x850	1730x1830x850	1730x1830x850	1730x1830x850	1730x1830x850	1730x1830x850	1730x1830x850
	Unit 2	mm	1730x1830x850	1730x1830x850	1730x1830x850	1730x1830x850	1730x1830x850	1730x1830x850	1730x1830x850	1730x1830x850
	Unit 3	mm	1730x1830x850	1730x1830x850	1730x1830x850	1730x1830x850	1730x1830x850	1730x1830x850	1730x1830x850	1730x1830x850
Weight	kg	1253	1335	1335	1335	1380	1380	1425	1425	
Air flow rate	m ³ /h	66000	74000	74000	74000	73000	73000	72000	72000	
Sound pressure level ⁽⁴⁾	dB(A)	72	72	72	72	72	72	72	72	
Sound power level ⁽⁴⁾	dB(A)	94	94	94	94	94	94	94	94	
Power supply	V/Ph/Hz									380-415/3/50

Notes

- (1) Indoor temperature 27°C DB/19°C WB; Outdoor temperature 35°C DB/24°C WB. Interconnecting piping length is 7,5m, level difference is zero.
 (2) Indoor temperature 20°C DB/15°C WB; Outdoor temperature 7°C DB/6°C WB. Interconnecting piping length is 7,5m, level difference is zero.

- (3) Total Capacity Index = indoor unit total capacity/outdoor unit capacity
 (4) Sound values are measured in a semi-anechoic room, at a position 1m in front of the unit and 1,3m above the floor.